



# Coin design brief 1

Using your local area as inspiration, artists are invited to submit designs for a new ten pence coin.

## Background

In 2018, the Royal Mint introduced a series of new ten pence coins to celebrate Great Britain. It included designs based on an A to Z of things that Britain is famous for like Stonehenge, the Loch Ness monster, cricket and cups of tea.

## Design requirements

You will be designing the reverse or 'tails' side of the coin. Your design must be round and include the words TEN PENCE.



Coin designs from the A to Z of Great Britain: 'S' for Stonehenge and 'C' for cricket

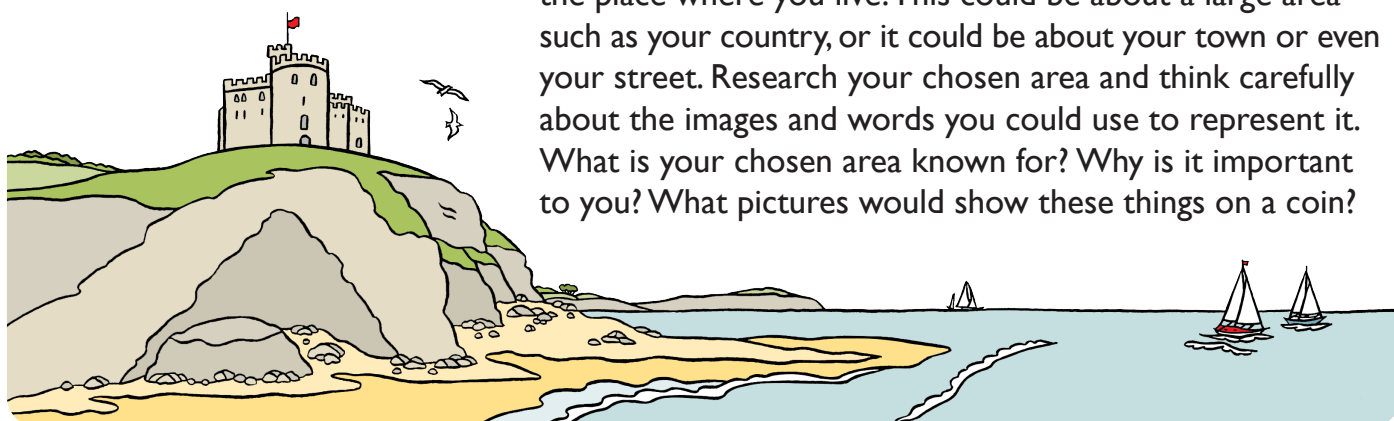


Ten pence coin  
– reverse side



## Design ideas

We would like you to design a ten pence coin that represents the place where you live. This could be about a large area such as your country, or it could be about your town or even your street. Research your chosen area and think carefully about the images and words you could use to represent it. What is your chosen area known for? Why is it important to you? What pictures would show these things on a coin?



## Research tips

- Talk to people from your local area
- Take a walk and photograph or sketch the things you see
- Visit your local library or museum
- Think about what is most important to you about this area

# Coin design brief 2

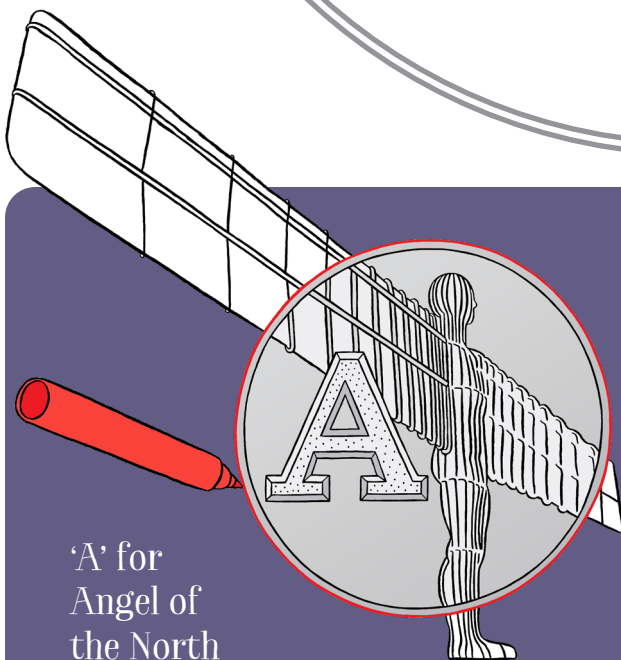



Ten pence coin shown actual size

## Scaling down your design

You should also think about how your design would look at coin size. Designers usually draw much larger images, which are then reduced to only 24.5 mm in diameter – the scale of a ten pence piece. What do you think this might mean for your design?

Draw your finished design here.



'A' for Angel of the North

## Planning tips

- Designing for a circle can be difficult. Just start on a bare page and then try drawing a circle around parts of your drawing that look like a good coin design.
- Try doodling. When you are doodling you might come up with fantastic compositions which you can then improve later.
- Ask others to look at your work. Can they understand the story you are trying to tell?